


Preliminary Results

WSIDPAC 2011
August 20, 2011

All Shooters

High Senior: Sandy Wylie SSP - Expert 242.64 (72)
 High Lady: Rebecca Potter CDP - Marksman 384.11 (86)
 High Law Enforcement: Bill Muncy SSP - Expert 270.46 (76)
 High Press: Massad Ayoob SSR - Master 360.03 (62)
 High Industry: John Nason CDP - Unclassified 511.84(219)
 High International: Euan Garden SSP - Sharpshooter 365.89(109)
 High Military: Brandon Welch CDP - Sharpshooter 306.63(100)
 High Military Veteran: Greg Corley CDP - Sharpshooter 324.77 (79)
 High Distinguished Senior: Greg Corley CDP - Sharpshooter 324.77 (79)
 Most Accurate: Scott Pries SSP - Master 222.14 (36)

	Match Score	--- Penalties ---					Stage 1	Stage 2	Stage 3	Stage 4	Stage 5	Stage 6	Stage 7	Stage 8	Stage 9	Stage 10	Stage 11	Stage 12	Stage 13	Stage 14	Stage 15	Stage 16
		PD	NT	PE	FN	FTDR																
CDP - Expert																						
1 Rob Potter	284.24	80	1	1	1	0	29.57 (4)	24.81 (13)	8.01 (1)	11.67 (2)	25.77 (1)	22.97 (9)	28.41 (4)	27.82 (12)	3.93 (0)	7.25 (4)	18.86 (3)	22.08 (12)	16.61 (4)	10.37 (1)	16.79 (5)	9.32 (5)
2 David Willecke	287.10	102	0	2	0	0	47.22 (15)	13.53(2)	7.04 (2)	8.11 (1)	17.66 (8)	11.75 (4)	27.08 (5)	23.76 (11)	5.38 (0)	5.41(0)	20.89 (8)	36.48 (23)	12.16 (3)	13.00 (8)	26.30 (6)	11.33 (6)
3 Tim Hegg	299.83	74	1	1	0	0	36.09 (5)	20.73 (9)	8.60 (0)	14.51 (5)	24.72 (7)	14.88 (1)	31.01 (7)	27.74 (5)	3.85 (0)	7.67 (2)	27.28 (9)	26.10 (15)	14.48 (2)	10.49 (1)	20.82 (5)	10.86 (1)
4 Scott Johnson	335.39	113	1	0	0	0	37.42 (7)	24.78 (17)	8.37 (1)	15.15 (11)	22.32 (3)	19.85 (4)	33.68 (10)	26.77 (6)	5.43 (1)	10.11 (5)	33.68 (4)	36.40 (35)	15.93 (1)	12.62 (1)	23.42 (7)	9.46 (0)
CDP - Sharpshooter																						
1 Brandon Welch	306.63	100	0	2	0	0	37.89 (9)	22.35 (9)	8.44 (1)	10.75 (1)	17.78 (2)	22.79 (5)	32.89 (9)	29.57 (10)	4.17 (0)	9.83 (5)	24.13 (9)	28.41 (24)	13.78 (4)	12.13 (3)	17.66 (5)	14.06 (4)
2 Jim Skedd	318.89	86	1	2	1	0	33.16 (10)	26.14 (18)	10.25 (2)	13.14 (5)	20.51 (1)	20.30 (4)	32.19 (4)	46.55 (14)	4.77 (0)	7.52 (1)	23.85 (3)	31.52 (17)	13.30 (2)	10.70 (0)	15.51 (2)	9.48 (3)
3 Greg Corley	324.77	79	1	2	0	0	36.27 (3)	22.71 (9)	10.32 (1)	13.18 (1)	25.89 (3)	15.41 (2)	34.53 (9)	31.13 (9)	4.14 (0)	7.77 (0)	34.22 (19)	30.90 (18)	14.94 (0)	12.33 (1)	18.70 (2)	12.33 (2)
4 Eric Foth	333.51	111	0	6	0	0	45.00 (18)	25.11 (8)	12.23 (1)	12.31 (1)	22.87 (3)	21.11 (6)	33.43 (8)	36.24 (11)	4.48 (0)	8.11 (4)	28.44 (11)	28.94 (20)	11.74 (1)	12.19 (2)	19.48 (9)	11.83 (8)
5 Dom Accettullo	353.01	102	1	3	0	0	37.72 (4)	37.55 (16)	8.50 (0)	27.23 (10)	21.22 (2)	19.89 (6)	40.10 (13)	30.67 (12)	3.85 (0)	8.13 (2)	30.54 (9)	27.51 (16)	15.23 (0)	14.21 (7)	18.39 (3)	12.27 (2)
6 Mike Meisner	368.55	68	1	3	0	0	44.70 (4)	22.34 (8)	12.63 (0)	19.15 (8)	25.43 (3)	20.09 (2)	39.69 (5)	31.24 (6)	7.52 (0)	8.38 (3)	34.00 (7)	32.04 (15)	19.25 (0)	15.73 (1)	24.22 (5)	12.14 (1)
7 Steve Knott	371.71	128	0	4	2	0	37.51 (12)	25.24 (22)	11.99 (6)	30.43 (9)	23.77 (4)	19.67 (4)	33.12 (5)	41.56 (11)	4.55 (0)	12.32 (1)	26.72 (12)	38.22 (28)	17.13 (1)	14.01 (4)	20.93 (8)	14.54 (1)
8 Craig Martin	381.11	110	1	3	3	0	52.87 (16)	27.92 (15)	8.54 (1)	15.58 (7)	26.70 (7)	20.12 (3)	30.73 (7)	51.87 (24)	7.15 (2)	9.49 (0)	38.05 (9)	29.16 (6)	18.98 (2)	12.26 (3)	20.34 (6)	11.35 (2)




Preliminary Results

WSIDPAC 2011
August 20, 2011

All Shooters

Match --- Penalties ---
Score PD NT PE FN FTDR

		Stage 1	Stage 2	Stage 3	Stage 4	Stage 5	Stage 6	Stage 7	Stage 8	Stage 9	Stage 10	Stage 11	Stage 12	Stage 13	Stage 14	Stage 15	Stage 16						
CDP - Marksman																							
1	Tavis Miller	326.44	85	0	2	1	0	31.40 (8)	23.34 (9)	8.46 (0)	16.51 (6)	24.76 (1)	17.16 (6)	27.48 (0)	34.21 (12)	3.84 (0)	7.73 (0)	34.93 (11)	31.11 (19)	16.06 (0)	13.13 (1)	26.79 (12)	9.53 (0)
2	Sean Young	373.74	89	2	3	0	0	51.26 (5)	26.59 (18)	11.28 (4)	20.04 (8)	22.97 (0)	20.84 (3)	37.60 (8)	37.01 (11)	7.13 (0)	7.37 (0)	32.31 (14)	33.84 (15)	16.28 (1)	10.22 (1)	29.04 (1)	9.96 (0)
3	Rebecca Potter	384.11	86	0	1	1	0	43.28 (3)	32.87 (13)	9.86 (0)	16.85 (5)	27.46 (4)	26.66 (5)	42.40 (7)	30.85 (11)	4.56 (0)	11.47 (1)	31.76 (1)	33.69 (16)	15.38 (1)	15.05 (6)	32.77 (13)	9.20 (0)
4	TRon Davis	391.50	180	1	1	2	0	53.31 (20)	34.62 (39)	11.13 (7)	17.82 (9)	28.54 (23)	20.01 (8)	45.12 (19)	32.02 (18)	4.39 (0)	7.20 (2)	33.86 (14)	34.16 (7)	22.17 (3)	12.25 (1)	23.66 (9)	11.24 (1)
5	Roy Mountain	392.97	117	2	1	0	0	55.27 (14)	30.72 (17)	11.05 (0)	21.53 (5)	21.54 (6)	28.82 (8)	40.51 (13)	29.82 (4)	4.63 (0)	9.72 (2)	31.77 (11)	38.59 (26)	20.14 (7)	11.63 (0)	23.51 (2)	13.72 (2)
6	David McClure	409.96	147	0	3	1	0	43.82 (16)	31.01 (30)	8.55 (1)	19.04 (3)	30.58 (12)	21.09 (4)	50.85 (13)	39.84 (10)	4.00 (0)	10.04 (2)	33.29 (7)	42.01 (28)	22.06 (6)	15.68 (9)	23.21 (3)	14.89 (3)
7	Edward Chun	410.95	123	1	0	0	0	46.59 (15)	32.64 (20)	10.23 (0)	22.31 (7)	28.26 (9)	38.90 (5)	39.65 (12)	31.47 (5)	4.05 (0)	9.51 (5)	32.55 (5)	31.48 (19)	22.39 (6)	14.65 (3)	36.10 (12)	10.17 (0)
8	Rex Houchins	456.61	138	0	9	3	0	53.85 (22)	31.71 (13)	21.05 (13)	15.15 (1)	35.14 (2)	35.64 (12)	40.43 (5)	59.67 (19)	5.29 (0)	9.17 (1)	41.33 (14)	29.41 (11)	18.61 (1)	13.71 (3)	28.41 (12)	18.04 (9)
9	Scott Martin	505.17	134	3	9	3	0	57.66 (19)	29.32 (7)	16.39 (1)	32.91 (10)	28.52 (0)	22.26 (8)	63.90 (11)	61.50 (28)	17.19 (5)	10.88 (3)	38.15 (10)	36.33 (17)	25.91 (8)	18.85 (2)	32.83 (5)	12.57 (0)
10	Bill Vlcek	533.59	126	1	6	1	0	102.86 (38)	36.98 (18)	14.77 (0)	16.55 (0)	46.68 (6)	31.27 (2)	48.85 (7)	40.90 (12)	8.63 (0)	12.10 (3)	45.86 (16)	42.02 (19)	26.17 (2)	15.43 (2)	31.37 (1)	13.15 (0)
11	Arthur Yeo	626.01	192	3	4	7	0	70.03 (22)	38.63 (28)	21.13 (3)	30.70 (12)	37.21 (2)	40.86 (8)	56.91 (14)	79.44 (44)	12.64 (1)	24.32 (7)	50.46 (15)	44.35 (11)	36.10 (10)	26.79 (1)	41.08 (8)	15.36 (6)
	Benedict Sumaoang	DQ																					
CDP - Unclassified																							
1	John Nason	511.84	219	1	9	4	0	76.03 (35)	36.18 (14)	16.74 (4)	24.23 (16)	42.67 (18)	31.14 (5)	45.03 (19)	50.15 (11)	6.39 (0)	10.07 (6)	42.44 (8)	44.88 (36)	28.68 (20)	16.66 (7)	28.28 (12)	12.27 (8)
ESP - Master																							
1	Jeff Phillips	236.08	62	0	1	1	0	21.28 (9)	18.05 (9)	6.54(2)	8.11 (1)	19.13 (4)	12.19 (3)	24.36 (4)	21.83 (4)	3.46 (0)	5.76 (0)	20.08 (3)	21.03 (10)	13.25 (2)	12.43 (1)	20.95 (8)	7.63 (2)
ESP - Expert																							
1	Cel Alvarez	299.19	96	1	2	1	0	30.66 (3)	23.00 (9)	8.39 (1)	10.00 (0)	22.31 (7)	14.45 (4)	29.16 (6)	34.95 (12)	3.91 (0)	10.70 (5)	23.58 (6)	29.32 (23)	15.04 (3)	17.51 (12)	17.68 (5)	8.53 (0)
2	Drew Dorsett	299.35	81	0	1	1	0	30.32 (4)	18.81 (1)	9.29 (2)	14.14 (4)	22.54 (4)	14.00 (4)	32.30 (4)	25.47 (4)	3.56 (0)	8.39 (5)	21.95 (4)	31.52 (22)	13.88 (1)	9.45 (3)	24.68 (8)	19.05 (11)



Preliminary Results

WSIDPAC 2011
August 20, 2011

All Shooters

Match Score	--- Penalties ---					Stage 1	Stage 2	Stage 3	Stage 4	Stage 5	Stage 6	Stage 7	Stage 8	Stage 9	Stage 10	Stage 11	Stage 12	Stage 13	Stage 14	Stage 15	Stage 16	
	PD	NT	PE	FN	FTDR																	
ESP - Sharpshooter																						
1 Victor Rojas	264.65	93	0	3	2	0	38.56 (14)	17.19 (3)	10.88 (6)	10.27 (1)	16.83(4)	12.25 (2)	24.29 (7)	22.70 (10)	3.16(0)	7.23 (3)	17.99(4)	27.31 (23)	14.77 (1)	15.76 (6)	15.75 (7)	9.71 (2)
2 Albert Brosas	287.24	82	1	1	0	0	41.87 (18)	25.82 (18)	8.09 (1)	13.37 (6)	24.51 (2)	15.92 (3)	28.57 (4)	29.70 (6)	3.62 (1)	6.84 (2)	24.75 (12)	19.74 (4)	11.91 (1)	10.16 (0)	15.59 (3)	6.78 (1)
3 Kris Erickson	293.93	62	0	1	0	0	41.17 (23)	22.34 (6)	7.91 (1)	9.97 (0)	22.60 (0)	19.18 (4)	29.66 (2)	25.15 (5)	4.05 (0)	7.43 (1)	24.63 (8)	22.48 (9)	12.26 (0)	14.65 (2)	15.88 (1)	14.57 (0)
4 Bill Mayne	296.64	51	0	4	0	0	31.09 (10)	23.64 (5)	8.36 (1)	10.76 (0)	25.53 (4)	16.07 (1)	35.86 (3)	27.08 (3)	4.12 (0)	8.32 (2)	22.16 (5)	26.71 (5)	12.62 (2)	11.15 (2)	20.43 (3)	12.74 (5)
5 Rick Breneman	303.77	100	0	1	0	0	30.53 (7)	21.55 (11)	9.05 (2)	9.67 (0)	21.18 (1)	13.63 (1)	24.70 (1)	31.07 (14)	3.69 (0)	6.66 (1)	43.25 (16)	32.40 (20)	14.97 (7)	12.70 (8)	17.60 (6)	11.12 (5)
6 Ed Leavitt	330.51	61	0	2	0	0	30.63 (3)	20.71 (4)	22.62 (5)	10.10 (0)	28.22 (8)	15.06 (1)	35.53 (3)	31.49 (2)	6.73 (0)	8.77 (5)	26.38 (6)	31.73 (15)	17.93 (2)	12.28 (2)	20.89 (2)	11.44 (3)
7 Kyle Meidell	332.92	128	0	0	0	0	47.12 (16)	20.67 (16)	10.87 (3)	14.62 (5)	25.79 (11)	13.48 (3)	34.59 (10)	30.29 (13)	4.03 (0)	9.42 (2)	23.98 (4)	36.52 (28)	14.73 (3)	11.89 (5)	23.62 (8)	11.30 (1)
8 Damon Mon Wai	356.73	125	1	0	0	0	39.63 (4)	29.31 (27)	12.24 (5)	15.73 (7)	27.21 (5)	26.81 (1)	33.83 (10)	27.83 (14)	4.57 (0)	7.24 (0)	31.16 (25)	30.63 (6)	21.32 (6)	13.91 (6)	22.14 (4)	13.17 (5)
9 Dan Michels	387.09	91	1	3	1	0	39.14 (7)	27.39 (10)	14.40 (0)	25.43 (11)	26.39 (0)	23.66 (1)	50.80 (7)	39.52 (12)	11.94 (5)	8.08 (0)	30.54 (13)	27.89 (16)	16.65 (3)	12.54 (2)	23.58 (4)	9.14 (0)
10 Aren Hansen	405.46	113	0	4	3	0	48.03 (24)	20.94 (7)	11.83 (8)	14.61 (4)	23.11 (7)	32.44 (8)	37.84 (13)	61.38 (4)	4.07 (1)	9.91 (1)	30.99 (10)	40.89 (8)	15.70 (3)	12.24 (1)	24.10 (3)	17.38 (11)
11 Neil Petkow	477.31	133	2	8	1	0	54.10 (14)	24.66 (9)	21.27 (3)	27.91 (3)	44.74 (11)	30.43 (2)	47.61 (11)	36.21 (18)	7.42 (0)	12.72 (6)	35.46 (10)	33.64 (18)	27.97 (6)	21.98 (4)	30.26 (8)	20.93 (10)




Preliminary Results

WSIDPAC 2011
August 20, 2011

All Shooters

	Match Score	--- Penalties ---					Stage 1	Stage 2	Stage 3	Stage 4	Stage 5	Stage 6	Stage 7	Stage 8	Stage 9	Stage 10	Stage 11	Stage 12	Stage 13	Stage 14	Stage 15	Stage 16	
		PD	NT	PE	FN	FTDR																	
ESP - Marksman																							
1	Jerry Papers	333.49	120	0	2	0	0	33.15 (16)	24.76 (17)	9.17 (2)	17.40 (7)	23.94 (5)	25.74 (12)	30.07 (2)	28.78 (9)	4.59 (0)	11.13 (3)	27.82 (10)	31.66 (18)	20.55 (5)	11.40 (1)	13.47(3)	19.86 (10)
2	Donald Owen	343.70	131	1	2	3	0	42.36 (15)	28.94 (20)	10.30 (3)	17.53 (9)	22.46 (4)	18.19 (7)	26.30 (3)	31.92 (13)	6.47 (0)	11.36 (2)	22.22 (0)	36.70 (32)	19.12 (4)	11.92 (3)	27.38 (12)	10.53 (4)
3	Anthony Ottman	358.68	95	0	4	0	0	40.06 (16)	23.95 (9)	12.36 (0)	19.58 (4)	33.10 (2)	16.23 (4)	35.45 (0)	32.55 (13)	3.65 (0)	11.76 (3)	28.04 (6)	31.46 (21)	15.97 (2)	16.45 (4)	22.06 (5)	16.01 (6)
4	Devin Wulle	368.58	163	2	7	2	0	31.85 (6)	25.41 (20)	9.61 (1)	20.37 (14)	27.17 (15)	16.28 (5)	31.25 (10)	51.83 (12)	4.50 (1)	10.73 (7)	26.30 (8)	31.78 (24)	16.36 (7)	14.54 (5)	31.57 (15)	19.03 (13)
5	Miguel Beltran	370.31	113	1	2	3	0	51.31 (30)	38.40 (23)	9.45 (0)	14.93 (2)	26.80 (6)	15.34 (0)	31.54 (6)	39.09 (15)	4.59 (0)	10.47 (1)	29.05 (3)	30.44 (12)	17.58 (1)	16.29 (2)	19.21 (7)	15.82 (5)
6	Doug Wang	373.37	113	2	3	1	0	44.58 (7)	31.85 (17)	11.69 (3)	13.46 (6)	26.20 (4)	26.08 (2)	42.75 (5)	34.05 (7)	4.00 (0)	9.61 (3)	27.31 (7)	26.93 (15)	14.42 (5)	15.21 (6)	28.30 (16)	16.93 (10)
7	Larry Holm	389.58	130	1	2	0	0	44.12 (15)	30.67 (21)	12.09 (5)	14.43 (7)	26.50 (7)	19.74 (6)	35.77 (13)	32.19 (6)	4.79 (0)	16.70 (0)	52.62 (25)	28.38 (11)	19.29 (4)	12.60 (3)	22.43 (4)	17.26 (3)
8	Mitchell McFerran	408.72	142	1	1	4	0	48.87 (20)	33.71 (24)	11.05 (4)	25.47 (17)	25.28 (4)	20.96 (7)	41.10 (6)	28.01 (3)	7.17 (0)	11.70 (2)	35.40 (10)	35.08 (13)	16.23 (1)	11.53 (1)	23.80 (9)	33.36 (21)
9	David Row	412.41	103	1	4	0	0	56.92 (22)	32.62 (13)	13.30 (2)	21.96 (6)	33.31 (5)	24.94 (2)	48.13 (7)	37.28 (10)	4.28 (0)	9.32 (2)	32.82 (9)	25.54 (6)	19.05 (8)	18.71 (3)	24.73 (7)	9.50 (1)
10	Leslie Nestorek	418.14	165	0	5	1	0	35.64 (12)	32.12 (22)	9.50 (1)	21.14 (11)	27.13 (6)	19.90 (5)	43.56 (7)	37.11 (14)	5.14 (0)	11.19 (7)	42.52 (24)	36.13 (31)	26.57 (13)	14.35 (4)	33.71 (7)	22.43 (1)
11	Sam Conn	429.67	112	2	12	1	0	49.27 (17)	33.92 (12)	15.24 (0)	15.20 (4)	41.01 (8)	17.56 (2)	49.68 (15)	47.56 (7)	4.08 (0)	9.10 (1)	29.96 (7)	28.17 (7)	34.02 (11)	14.54 (5)	26.90 (4)	13.46 (12)
12	Brian Wingert	430.62	118	0	7	3	0	37.41 (8)	35.77 (17)	12.16 (0)	24.52 (0)	31.52 (6)	23.21 (4)	48.52 (11)	50.45 (20)	4.63 (0)	12.88 (4)	33.49 (6)	33.05 (26)	20.46 (3)	11.02 (0)	31.26 (5)	20.27 (8)
13	Gary Shipley	458.65	70	0	2	0	0	55.97 (13)	34.94 (9)	13.44 (0)	22.74 (2)	42.14 (7)	27.71 (5)	52.11 (3)	40.92 (8)	6.36 (0)	11.73 (0)	35.45 (2)	35.34 (10)	22.45 (4)	16.38 (1)	26.82 (4)	14.15 (2)
14	Steve Case	465.39	140	0	3	1	0	39.46 (7)	34.50 (24)	14.45 (2)	31.33 (10)	37.64 (7)	27.72 (4)	54.08 (6)	55.18 (18)	4.70 (1)	14.60 (5)	34.47 (18)	39.08 (29)	21.08 (3)	18.39 (3)	21.57 (2)	17.14 (1)
15	Levi Ross	476.09	110	2	3	4	0	57.27 (15)	32.42 (14)	15.80 (0)	28.81 (11)	35.07 (3)	20.39 (2)	60.55 (5)	36.42 (6)	11.93 (5)	12.51 (5)	29.60 (4)	30.91 (11)	30.62 (9)	32.29 (8)	25.39 (1)	16.11 (11)
16	Andy Bernstein	479.50	233	0	2	5	0	47.42 (26)	29.16 (18)	13.24 (1)	36.82 (20)	35.90 (18)	18.15 (3)	45.77 (11)	51.24 (24)	4.50 (0)	12.35 (2)	50.05 (35)	49.57 (56)	35.74 (11)	14.62 (3)	20.39 (4)	14.58 (1)
17	John Nestorek	495.70	169	3	7	1	0	51.59 (18)	31.44 (17)	15.70 (4)	23.40 (15)	48.31 (9)	19.01 (1)	56.75 (10)	46.76 (20)	4.57 (0)	9.75 (1)	60.00 (24)	38.37 (28)	26.46 (9)	17.68 (1)	30.19 (5)	15.72 (7)
18	Gail Pepin	516.01	124	1	4	2	0	74.71 (14)	33.59 (18)	19.06 (1)	17.13 (4)	38.06 (9)	31.78 (11)	46.90 (13)	50.88 (17)	6.98 (1)	11.62 (3)	36.79 (5)	37.75 (8)	34.93 (1)	21.57 (0)	39.04 (14)	15.22 (5)
19	Susan Hewitt	552.65	263	0	5	8	0	72.25 (55)	36.85 (23)	24.54 (1)	34.36 (20)	56.15 (35)	32.13 (6)	59.02 (24)	50.40 (22)	5.07 (1)	7.65 (3)	38.92 (13)	45.27 (36)	19.35 (1)	14.44 (2)	40.26 (20)	15.99 (1)
	Bruce Bennett	DQ																					
ESP - Unclassified																							
1	Ryan Ascheman	412.54	120	0	2	1	0	48.00 (0)	33.26 (15)	16.47 (2)	24.18 (0)	30.41 (19)	22.07 (1)	53.41 (26)	26.11 (0)	5.57 (0)	9.60 (4)	28.80 (9)	37.81 (30)	23.62 (3)	11.96 (3)	25.81 (1)	15.46 (7)
SSP - Master																							
1	Scott Pries	222.14	36	0	1	0	0	24.73 (8)	16.74 (1)	7.81 (1)	9.22 (1)	21.17 (9)	11.53(2)	23.87 (3)	16.49(0)	3.62 (1)	7.86 (0)	19.71 (4)	17.99(4)	13.38 (0)	8.14(0)	14.05 (2)	5.83(0)



Preliminary Results


WSIDPAC 2011
August 20, 2011

All Shooters

Match --- Penalties ---
Score PD NT PE FN FTDR Stage 1 Stage 2 Stage 3 Stage 4 Stage 5 Stage 6 Stage 7 Stage 8 Stage 9 Stage 10 Stage 11 Stage 12 Stage 13 Stage 14 Stage 15 Stage 16

SSP - Expert

1	Sandy Wylie	242.64	72	0	2	1	0	17.14(3)	16.88 (5)	8.66 (0)	9.24 (1)	18.77 (4)	14.10 (6)	21.85(4)	23.15 (7)	3.33 (0)	6.54 (4)	21.37 (6)	19.88 (3)	15.49 (7)	17.36 (9)	18.64 (8)	10.24 (5)
2	Bill Muncy	270.46	76	0	7	1	0	41.21 (14)	25.09 (16)	9.33 (4)	13.35 (1)	18.15 (2)	15.66 (2)	22.84 (5)	28.68 (7)	3.27 (0)	6.26 (1)	18.33 (5)	21.89 (13)	10.55(0)	11.53 (1)	17.09 (4)	7.23 (1)
3	Paul Terrenzio	282.53	69	2	0	0	0	31.99 (8)	20.92 (9)	7.94 (1)	10.56 (2)	20.59 (3)	16.33 (4)	32.96 (7)	23.86 (7)	4.03 (0)	7.86 (1)	26.78 (14)	24.95 (11)	11.71 (0)	14.01 (1)	17.80 (1)	10.24 (0)
4	Caleb Phillips	289.44	64	1	1	0	0	27.01 (4)	25.80 (21)	7.86 (0)	12.35 (0)	18.78 (1)	16.89 (2)	30.94 (0)	30.96 (4)	3.82 (0)	6.99 (0)	25.24 (11)	24.52 (9)	17.36 (1)	12.10 (1)	19.26 (5)	9.56 (5)
5	Azrael Tofino	291.36	88	0	0	0	0	24.10 (4)	23.82 (12)	7.34 (1)	17.63 (10)	20.89 (4)	15.75 (4)	29.45 (9)	27.36 (13)	4.08 (0)	8.97 (4)	29.01 (11)	24.77 (7)	21.28 (7)	11.24 (1)	17.93 (1)	7.74 (0)
6	Don Stahlnecker	299.54	58	0	1	1	0	33.46 (7)	21.77 (7)	8.58 (0)	11.95 (0)	26.22 (2)	16.29 (2)	30.57 (3)	39.81 (18)	4.17 (0)	5.76 (0)	22.88 (2)	25.06 (10)	12.49 (1)	12.30 (1)	15.44 (0)	12.79 (5)
7	Roy Bautista	307.87	57	0	3	0	0	37.99 (5)	18.36 (3)	9.69 (0)	16.29 (6)	24.57 (2)	17.87 (3)	31.27 (6)	36.61 (10)	4.72 (0)	9.99 (0)	24.26 (6)	22.59 (7)	13.85 (4)	11.85 (1)	17.60 (2)	10.36 (2)
8	Keith Tsang	312.71	88	1	3	0	0	39.15 (12)	18.37 (1)	8.22 (1)	14.88 (2)	21.65 (3)	19.16 (2)	31.72 (4)	26.34 (9)	4.25 (0)	7.89 (2)	32.45 (15)	31.69 (23)	15.28 (5)	13.10 (3)	15.28 (5)	13.28 (1)
9	Jay Tavares	313.00	92	1	1	1	0	25.65 (3)	23.66 (13)	8.68 (0)	10.37 (2)	21.63 (2)	17.74 (5)	42.13 (8)	34.70 (13)	4.03 (0)	8.85 (4)	26.93 (7)	28.10 (15)	11.69 (2)	10.45 (1)	27.10 (12)	11.29 (5)
10	Eric Muller	320.92	141	0	2	3	0	32.12 (17)	25.70 (24)	12.33 (0)	11.72 (5)	23.17 (2)	18.93 (6)	28.88 (4)	43.35 (17)	3.75 (0)	6.51 (2)	24.49 (13)	27.98 (21)	12.09 (6)	10.50 (5)	24.37 (7)	15.03 (12)
11	Zach Campbell	323.71	74	0	0	0	0	32.61 (12)	23.70 (13)	12.00 (1)	11.50 (1)	26.02 (3)	28.14 (6)	31.84 (2)	27.25 (2)	4.36 (0)	9.33 (0)	24.77 (4)	30.51 (19)	13.96 (1)	14.09 (2)	25.35 (6)	8.28 (2)
12	Larry Faire	345.21	67	2	2	1	0	49.77 (3)	24.05 (10)	8.97 (1)	9.97 (0)	32.86 (4)	22.92 (6)	32.43 (2)	28.42 (7)	3.91 (0)	9.21 (0)	30.47 (4)	26.03 (12)	24.51 (11)	10.39 (2)	21.92 (4)	9.38 (1)
13	Brian Hallaq	346.62	102	0	3	2	0	37.55 (6)	25.64 (13)	8.88 (1)	16.38 (7)	23.45 (3)	20.79 (2)	32.99 (1)	27.46 (7)	4.19 (0)	11.05 (6)	27.63 (8)	28.89 (19)	15.52 (0)	14.97 (5)	21.80 (3)	29.43 (21)
14	Mario Pajarillo	361.32	91	2	4	2	0	52.46 (17)	18.61 (2)	10.50 (0)	16.18 (3)	20.26 (0)	18.05 (2)	35.14 (0)	33.75 (9)	5.53 (1)	10.61 (4)	23.65 (4)	35.27 (28)	12.07 (2)	20.51 (5)	23.09 (3)	25.64 (11)
15	Ron Gentry	363.08	127	0	4	0	0	42.89 (24)	44.14 (37)	10.98 (1)	17.52 (10)	29.56 (8)	19.43 (4)	34.44 (0)	30.15 (6)	4.33 (0)	7.35 (0)	27.23 (11)	30.89 (14)	20.98 (6)	11.20 (2)	23.28 (3)	8.71 (1)



Preliminary Results

WSIDPAC 2011
August 20, 2011

All Shooters

Match --- Penalties ---
Score PD NT PE FN FTDR

SSP - Sharpshooter

						Stage 1	Stage 2	Stage 3	Stage 4	Stage 5	Stage 6	Stage 7	Stage 8	Stage 9	Stage 10	Stage 11	Stage 12	Stage 13	Stage 14	Stage 15	Stage 16		
1	Bob Sheppard	270.54	40	1	3	1	0	34.66(1)	15.44(3)	8.50(0)	18.42(10)	20.07(1)	15.95(5)	29.62(2)	24.78(2)	3.68(0)	7.85(3)	19.94(4)	22.63(6)	12.48(0)	11.73(1)	16.21(1)	8.58(1)
2	Al Wylie	310.26	124	0	1	2	0	34.49(18)	23.21(13)	12.97(2)	12.85(1)	22.12(8)	21.36(12)	30.88(8)	23.03(6)	3.58(0)	7.84(3)	25.65(9)	35.51(33)	17.05(2)	12.14(4)	16.21(4)	11.37(1)
3	Cole Caplan	314.34	153	0	4	3	0	38.55(16)	22.77(15)	8.26(2)	18.60(11)	21.92(6)	15.43(3)	31.61(11)	23.41(11)	4.38(0)	6.53(5)	27.74(15)	25.35(19)	24.91(20)	17.99(10)	16.42(8)	10.47(1)
4	Channon Wilson	318.10	116	3	3	1	0	39.06(13)	20.24(10)	8.64(1)	21.37(10)	27.82(14)	12.24(1)	40.72(13)	26.33(17)	4.24(2)	7.68(6)	18.95(5)	33.91(17)	18.78(2)	10.49(1)	19.31(3)	8.32(1)
5	Neil Rogers	318.27	90	1	2	1	0	41.07(7)	29.40(19)	10.52(2)	11.00(3)	23.69(5)	18.88(2)	30.53(4)	27.41(7)	12.08(5)	8.03(3)	22.97(11)	30.02(17)	11.59(0)	13.43(1)	17.49(3)	10.16(1)
6	Bill Calvert	322.74	121	2	3	1	0	42.79(10)	27.64(17)	7.81(1)	21.61(5)	26.69(11)	15.64(3)	29.19(5)	26.25(15)	3.67(0)	7.98(3)	30.31(19)	31.90(22)	14.76(0)	10.86(1)	16.32(7)	9.32(2)
7	Robb Wolfe	325.56	98	1	0	1	0	30.72(10)	31.76(23)	9.42(0)	16.52(11)	24.81(3)	27.40(6)	33.69(10)	28.60(8)	4.24(1)	7.60(1)	23.63(4)	28.98(14)	17.02(2)	11.17(1)	21.11(4)	8.89(0)
8	Tim Smith	329.20	103	3	6	1	0	36.49(10)	19.64(8)	8.53(1)	12.55(1)	24.90(6)	13.52(4)	39.83(6)	28.86(8)	4.96(1)	10.85(5)	25.29(14)	24.81(14)	11.87(2)	10.95(3)	38.02(6)	18.13(14)
9	Jemy Huang	329.41	97	1	3	0	0	35.73(8)	27.48(14)	14.21(0)	16.64(6)	28.53(6)	18.37(6)	38.73(10)	27.54(11)	3.96(0)	7.66(0)	26.16(10)	26.50(13)	15.64(5)	13.81(0)	19.45(6)	9.00(2)
10	Dustin Wylie	331.72	117	0	0	0	0	29.27(3)	24.48(18)	8.45(2)	11.59(4)	23.59(9)	13.41(0)	34.58(8)	23.41(1)	3.77(0)	9.72(5)	32.79(12)	40.36(46)	25.25(3)	11.93(1)	17.60(5)	21.52(0)
11	Roger Chiou	344.98	83	1	0	2	0	51.41(11)	22.44(11)	11.08(2)	17.75(6)	27.53(3)	15.13(1)	41.84(2)	35.25(9)	4.26(0)	9.06(0)	23.87(3)	27.61(17)	18.45(9)	12.37(4)	17.88(5)	9.05(0)
12	John Richardson	356.08	97	1	3	0	0	43.90(10)	29.29(21)	9.25(0)	15.28(0)	37.39(14)	18.86(3)	34.10(5)	35.28(11)	4.55(0)	10.86(6)	24.89(4)	29.63(16)	16.50(1)	12.99(1)	16.52(2)	16.79(3)
13	Dama Hakamada	357.02	119	1	0	1	0	40.35(18)	28.39(22)	9.65(3)	19.66(5)	22.35(3)	15.56(4)	40.30(1)	42.88(18)	4.09(0)	8.50(0)	27.40(6)	29.62(22)	13.37(1)	13.61(3)	27.76(11)	13.53(2)
14	Curtis Gerry	361.55	60	1	1	0	0	37.79(11)	27.19(9)	11.84(0)	18.22(0)	30.15(1)	19.87(1)	44.41(3)	38.44(5)	4.48(0)	8.47(3)	27.48(4)	29.39(10)	16.00(2)	12.42(3)	23.00(6)	12.40(2)
15	Euan Garden	365.89	109	2	1	1	0	49.79(19)	24.00(9)	11.77(1)	12.45(1)	27.14(1)	15.55(1)	33.18(4)	34.38(14)	4.26(0)	13.07(3)	25.19(9)	36.61(27)	20.21(4)	11.42(2)	28.04(4)	18.83(10)
16	Ryan Loughnan	369.59	183	0	1	4	0	37.74(8)	26.69(18)	17.24(9)	16.04(7)	28.37(16)	15.85(3)	44.28(19)	44.10(26)	4.16(0)	6.07(0)	24.63(12)	32.22(19)	15.32(6)	13.37(8)	33.06(27)	10.45(5)
17	Scott Johns	370.95	93	0	1	1	0	46.19(6)	26.35(14)	12.30(0)	16.45(10)	30.24(5)	19.61(6)	42.72(14)	26.53(8)	4.43(0)	11.81(1)	30.28(7)	29.41(13)	21.93(8)	12.84(0)	25.62(1)	14.24(0)
18	Michael Mueller	375.34	91	0	3	1	0	34.29(10)	22.64(7)	14.74(0)	16.12(3)	28.46(5)	24.14(6)	43.63(4)	39.04(11)	4.55(0)	11.92(2)	31.49(10)	37.19(16)	23.04(7)	11.55(0)	18.21(4)	14.33(6)
19	Rennan Abella	382.32	134	0	3	3	0	43.18(13)	24.72(21)	10.49(1)	21.31(10)	30.15(5)	24.39(6)	33.41(7)	40.39(18)	4.19(0)	10.00(5)	27.67(3)	41.94(30)	19.11(8)	13.63(2)	24.94(3)	12.80(2)
20	Rich Lesperance	399.82	137	0	2	6	0	39.72(15)	29.48(22)	9.07(1)	18.76(3)	25.35(2)	26.17(10)	34.38(5)	45.33(15)	4.38(0)	7.66(2)	33.41(6)	37.53(21)	35.41(20)	11.33(1)	20.60(4)	21.24(10)
21	Marcus Hansen	400.21	76	0	6	1	0	37.23(5)	21.43(5)	19.24(0)	23.43(6)	28.67(11)	19.94(4)	39.83(5)	43.77(5)	3.93(0)	18.09(2)	33.31(7)	31.71(9)	20.08(1)	13.61(1)	24.74(5)	21.20(10)
22	Gene Yotsuuye	400.22	97	0	4	1	0	37.35(7)	41.37(26)	9.86(0)	25.19(12)	30.24(1)	23.37(1)	43.35(4)	34.81(5)	3.98(0)	11.08(4)	36.50(10)	29.01(12)	22.51(2)	17.68(7)	24.03(5)	9.89(1)
23	Birney Oxford	408.82	98	1	0	2	0	46.06(11)	34.74(20)	13.41(1)	21.63(3)	30.06(10)	19.53(3)	35.36(2)	50.88(21)	4.72(0)	13.48(2)	26.13(3)	34.41(18)	20.38(0)	13.58(1)	25.42(2)	19.03(1)
24	Terrance Augerson	429.87	92	0	4	0	0	41.81(4)	34.80(13)	13.13(2)	20.76(9)	34.17(7)	23.19(6)	43.46(3)	37.00(7)	5.36(0)	11.85(2)	44.21(14)	43.11(15)	22.94(2)	15.44(3)	23.99(0)	14.65(5)
25	Kevin Acheson	465.30	136	0	1	4	0	44.37(9)	50.24(33)	14.99(0)	29.50(13)	36.31(1)	34.47(9)	44.34(15)	41.74(13)	12.03(5)	10.71(5)	31.87(5)	29.88(8)	19.71(3)	15.35(5)	30.68(4)	19.11(8)




Preliminary Results

WSIDPAC 2011
August 20, 2011

All Shooters

Match --- Penalties ---
Score PD NT PE FN FTDR

						Stage 1	Stage 2	Stage 3	Stage 4	Stage 5	Stage 6	Stage 7	Stage 8	Stage 9	Stage 10	Stage 11	Stage 12	Stage 13	Stage 14	Stage 15	Stage 16		
SSP - Marksman																							
1	Shawn Kiely	310.09	113	0	2	0	0	26.22 (17)	29.06 (13)	9.94 (1)	11.21 (1)	26.21 (12)	19.09 (3)	30.80 (5)	31.46 (11)	3.91 (0)	8.20 (3)	24.10 (8)	33.59 (21)	12.70 (1)	11.09 (2)	19.83 (9)	12.68 (6)
2	Matt Messerer	349.94	89	1	1	1	0	47.00 (10)	23.27 (8)	10.41 (0)	16.92 (5)	25.57 (4)	19.33 (1)	32.32 (2)	32.36 (10)	4.64 (0)	12.53 (5)	25.09 (3)	27.94 (19)	23.21 (9)	13.81 (5)	25.54 (5)	10.00 (3)
3	Scott Pontrelli	359.77	101	1	2	2	0	39.11 (6)	25.70 (23)	8.90 (0)	25.03 (6)	34.53 (7)	19.70 (2)	40.06 (9)	29.77 (8)	3.65 (0)	17.69 (4)	24.20 (6)	30.71 (15)	12.31 (0)	10.91 (1)	26.35 (13)	11.15 (1)
4	Cory Bibby	370.57	162	1	5	2	0	41.29 (16)	19.01 (9)	10.44 (2)	15.11 (6)	22.27 (4)	16.27 (3)	35.34 (13)	46.09 (29)	7.55 (0)	19.31 (5)	37.64 (15)	29.21 (19)	28.41 (15)	10.86 (4)	21.24 (13)	10.53 (9)
5	Clyde Poser	374.60	60	0	3	0	0	35.84 (8)	27.83 (8)	10.13 (0)	19.91 (5)	26.11 (2)	19.15 (4)	38.67 (1)	35.62 (10)	4.09 (0)	7.74 (0)	29.31 (4)	27.76 (12)	47.57 (1)	13.66 (4)	23.89 (1)	7.32 (0)
6	Nicholas Nibler	380.08	98	0	1	2	0	38.67 (19)	28.22 (11)	11.29 (2)	22.00 (9)	34.27 (6)	15.00 (3)	37.42 (7)	40.08 (10)	5.30 (0)	9.90 (0)	28.24 (4)	33.26 (8)	19.37 (1)	13.84 (3)	29.22 (8)	14.00 (7)
7	Glenn Harmaning	384.11	97	1	3	1	0	50.84 (8)	24.52 (7)	10.41 (0)	18.78 (2)	30.72 (9)	26.05 (7)	39.65 (7)	33.48 (3)	4.60 (0)	10.39 (2)	30.11 (9)	35.16 (27)	19.39 (7)	11.36 (0)	20.95 (3)	17.70 (6)
8	Larry Hall	390.84	115	1	3	1	0	51.26 (17)	27.15 (14)	12.57 (1)	16.29 (1)	34.73 (18)	17.24 (2)	39.84 (6)	38.06 (11)	4.34 (0)	10.54 (0)	28.21 (6)	37.57 (23)	18.57 (6)	14.54 (1)	23.48 (3)	16.45 (6)
9	Jeff Ott	391.05	80	1	4	0	0	43.00 (8)	23.68 (7)	10.56 (0)	20.14 (5)	30.68 (4)	20.41 (3)	36.86 (3)	36.99 (5)	5.06 (1)	15.38 (0)	34.27 (7)	37.74 (24)	18.60 (1)	13.49 (0)	26.93 (7)	17.26 (5)
10	Christopher Low	392.51	105	1	2	2	0	52.11 (16)	24.77 (14)	10.06 (3)	23.49 (6)	28.52 (3)	26.10 (8)	36.69 (7)	40.63 (8)	3.83 (0)	12.71 (2)	34.81 (10)	36.30 (23)	14.54 (1)	10.98 (1)	26.38 (2)	10.59 (1)
11	Alan Feucht	392.75	100	1	2	1	0	51.18 (5)	28.82 (12)	13.55 (3)	16.29 (0)	30.22 (10)	26.48 (5)	41.52 (12)	31.80 (9)	4.09 (0)	11.89 (0)	31.21 (10)	31.52 (17)	15.77 (4)	13.90 (0)	29.28 (8)	15.23 (5)
12	Geoff Rees	404.85	69	0	3	0	0	50.86 (12)	31.97 (7)	14.13 (0)	14.44 (3)	35.85 (2)	17.97 (4)	38.32 (1)	38.18 (8)	4.99 (1)	13.51 (1)	33.00 (6)	39.86 (13)	17.11 (3)	15.36 (7)	26.49 (1)	12.81 (0)
13	Brian Vowinkel	406.49	104	1	2	2	0	54.72 (20)	28.23 (11)	11.51 (1)	15.08 (3)	48.57 (6)	25.30 (1)	36.66 (10)	25.82 (7)	6.93 (7)	7.21 (1)	24.86 (0)	37.45 (12)	19.52 (5)	19.69 (11)	30.46 (2)	14.48 (7)
14	Mike Quitania	408.60	115	1	1	1	0	58.01 (13)	32.85 (14)	15.78 (2)	17.14 (5)	26.32 (3)	19.82 (1)	34.08 (7)	37.33 (9)	4.41 (0)	11.62 (0)	35.04 (13)	40.50 (28)	22.06 (7)	15.55 (1)	17.58 (2)	20.51 (10)
15	Aaron Armga	414.03	158	1	2	2	0	47.33 (10)	27.45 (13)	12.11 (2)	20.00 (9)	25.77 (6)	28.60 (10)	41.66 (12)	33.62 (4)	4.83 (1)	9.61 (5)	33.32 (10)	43.21 (46)	36.36 (15)	13.02 (4)	23.31 (4)	13.83 (7)
16	Brian Soriano	414.32	93	2	4	1	0	53.21 (21)	25.69 (6)	13.13 (1)	24.29 (7)	31.45 (3)	26.29 (2)	43.11 (8)	41.65 (2)	5.14 (1)	9.22 (1)	28.24 (3)	34.99 (24)	20.23 (3)	14.90 (2)	30.81 (8)	11.97 (1)
17	Nathan Stewart	418.48	94	1	6	1	0	41.76 (3)	26.43 (8)	17.12 (2)	17.80 (6)	29.59 (0)	19.14 (2)	48.24 (16)	37.12 (9)	5.63 (0)	9.68 (1)	55.45 (5)	37.84 (28)	16.89 (0)	19.50 (0)	23.63 (7)	12.66 (7)
18	Michael Kramer	425.57	80	1	1	0	0	46.78 (5)	25.25 (9)	18.68 (5)	17.06 (7)	31.67 (6)	24.69 (2)	47.30 (3)	45.06 (3)	5.18 (0)	10.98 (2)	32.76 (8)	33.42 (23)	26.53 (2)	17.71 (0)	27.55 (2)	14.95 (3)
19	James Thomsen	426.10	89	0	6	0	0	39.63 (12)	25.44 (8)	16.35 (0)	15.37 (6)	38.96 (7)	28.89 (4)	57.01 (12)	42.35 (11)	4.78 (0)	10.50 (2)	28.50 (4)	31.65 (10)	22.59 (2)	18.82 (0)	26.93 (1)	18.33 (10)
20	Steve Rankin	458.67	123	2	7	1	0	42.41 (6)	36.27 (24)	14.86 (1)	24.27 (14)	39.58 (7)	32.71 (10)	48.95 (14)	56.18 (12)	5.71 (0)	11.63 (3)	31.32 (0)	37.09 (22)	22.23 (4)	16.13 (5)	28.54 (0)	10.79 (1)
21	Art Bromage	472.59	179	2	3	3	0	49.14 (25)	38.46 (28)	17.14 (1)	19.23 (2)	37.60 (10)	21.89 (4)	39.69 (2)	50.93 (18)	4.36 (0)	6.41 (1)	52.99 (6)	34.14 (31)	39.73 (24)	18.35 (3)	27.56 (8)	14.97 (16)
22	Curtis Evers	476.83	183	1	2	3	0	55.40 (26)	33.37 (28)	15.77 (0)	31.04 (11)	33.55 (14)	23.14 (8)	64.18 (6)	45.61 (9)	5.55 (1)	13.89 (2)	35.62 (14)	39.62 (34)	19.47 (8)	12.96 (5)	30.87 (7)	16.79 (10)
23	David Shupe	483.82	132	2	5	2	0	51.98 (12)	42.35 (28)	19.06 (2)	21.01 (5)	45.14 (5)	21.51 (1)	58.83 (12)	42.30 (11)	12.54 (5)	11.32 (2)	30.06 (2)	43.77 (22)	22.38 (0)	15.75 (4)	32.51 (16)	13.31 (5)
24	Sherri Kennamer	484.37	110	0	6	2	0	47.66 (15)	39.52 (13)	16.14 (0)	25.64 (9)	36.94 (1)	31.19 (1)	50.14 (3)	50.94 (12)	5.88 (0)	15.33 (5)	39.64 (8)	34.78 (22)	21.73 (5)	17.19 (2)	37.46 (10)	14.19 (4)
25	Dwayne Whitis	503.79	178	0	6	3	0	52.12 (17)	38.84 (23)	16.63 (0)	21.80 (6)	39.72 (11)	31.76 (2)	49.77 (19)	45.79 (16)	6.66 (0)	19.39 (6)	38.54 (23)	46.15 (40)	22.35 (2)	21.50 (2)	34.50 (10)	18.27 (1)
26	John Ebner	524.69	126	1	4	1	0	58.85 (16)	32.94 (20)	18.94 (1)	29.00 (4)	49.49 (6)	25.34 (5)	55.06 (3)	48.00 (18)	6.10 (1)	11.95 (0)	52.54 (19)	36.98 (12)	37.90 (12)	16.94 (4)	29.30 (4)	15.36 (1)
27	Jon Stein	597.41	202	3	8	4	0	67.00 (20)	30.95 (20)	17.56 (1)	38.09 (11)	50.85 (22)	29.01 (5)	53.91 (9)	63.37 (10)	6.94 (0)	17.89 (6)	52.98 (20)	46.95 (44)	32.69 (8)	29.91 (12)	33.43 (7)	25.88 (7)
	Craig Allen	DQ																					
	Brian Anderson	DQ																					
	Maurice Robkin	DQ																					




Preliminary Results

WSIDPAC 2011
August 20, 2011

All Shooters

	Match Score	--- Penalties ---					Stage 1	Stage 2	Stage 3	Stage 4	Stage 5	Stage 6	Stage 7	Stage 8	Stage 9	Stage 10	Stage 11	Stage 12	Stage 13	Stage 14	Stage 15	Stage 16	
		PD	NT	PE	FN	FTDR																	
ESR - Master																							
1	Tom Kettells	306.69	54	0	2	0	0	31.67 (10)	21.62 (8)	11.71 (1)	9.81 (1)	27.79 (2)	17.36 (3)	34.09 (4)	31.89 (0)	4.51 (0)	7.61 (1)	22.30 (4)	22.19 (7)	18.58 (3)	12.59 (1)	20.21 (1)	12.76 (8)
2	Marty Hayes	348.67	90	0	2	0	0	51.31 (14)	21.40 (10)	13.38 (3)	13.57 (8)	20.63 (3)	19.19 (3)	36.51 (4)	41.54 (16)	10.61 (0)	6.29 (0)	26.88 (8)	25.50 (9)	16.61 (1)	15.28 (3)	18.49 (2)	11.48 (6)
ESR - Sharpshooter																							
1	Loke Tan	313.56	91	1	2	0	0	40.54 (11)	25.38 (14)	11.50 (1)	16.87 (8)	22.00 (3)	15.44 (1)	29.44 (5)	29.21 (7)	3.62 (0)	8.83 (4)	26.03 (9)	22.33 (3)	16.20 (6)	13.41 (6)	22.03 (6)	10.73 (7)
SSR - Master																							
1	Massad Ayoob	360.03	62	0	0	0	0	46.06 (5)	25.57 (8)	13.68 (0)	15.73 (6)	24.01 (1)	21.49 (8)	36.88 (3)	35.45 (4)	4.43 (0)	7.41 (2)	26.60 (7)	30.43 (4)	20.26 (3)	14.13 (2)	29.46 (9)	8.44 (0)
SSR - Sharpshooter																							
1	Dan Kenny	352.29	102	0	3	1	0	34.74 (6)	24.22 (14)	12.92 (3)	13.40 (6)	30.35 (2)	22.12 (2)	34.90 (7)	30.38 (6)	11.29 (5)	6.99 (1)	27.42 (8)	33.31 (26)	19.88 (1)	15.58 (5)	25.85 (8)	8.94 (2)
2	Andy Bates	379.99	81	0	1	1	0	47.62 (4)	24.35 (14)	15.08 (2)	15.51 (6)	24.22 (4)	23.25 (2)	37.53 (2)	41.74 (14)	5.54 (1)	10.56 (4)	26.39 (14)	31.11 (5)	25.67 (6)	15.63 (1)	25.42 (2)	10.37 (0)
3	David Williamson	404.22	85	0	1	0	0	47.87 (9)	31.94 (18)	16.62 (1)	14.29 (6)	26.95 (0)	20.52 (1)	39.82 (2)	43.02 (1)	4.11 (0)	10.27 (1)	30.90 (5)	40.37 (32)	19.98 (0)	17.36 (1)	29.34 (8)	10.86 (0)
4	Robert Bonenfant	453.63	104	1	3	3	0	58.30 (16)	28.13 (11)	13.27 (0)	17.22 (7)	30.43 (3)	36.13 (4)	53.35 (6)	47.00 (14)	4.89 (0)	7.77 (2)	28.04 (11)	38.43 (10)	26.41 (2)	19.88 (8)	23.76 (0)	20.62 (10)
5	Mark Lisi	537.17	124	0	10	1	0	61.85 (12)	55.68 (23)	23.34 (0)	32.74 (16)	38.00 (4)	24.27 (3)	50.14 (6)	52.16 (3)	4.95 (0)	11.36 (2)	36.64 (9)	38.47 (20)	28.85 (7)	20.90 (2)	38.73 (11)	19.09 (6)
SSR - Marksman																							
1	Jerry Charvat	519.95	87	1	4	1	0	74.62 (9)	33.02 (14)	21.47 (0)	18.93 (3)	43.10 (4)	31.41 (3)	59.66 (4)	60.38 (12)	5.20 (0)	8.10 (1)	30.82 (5)	37.76 (18)	25.76 (0)	22.15 (3)	33.50 (6)	14.07 (5)



Preliminary Results

WSIDPAC 2011
August 20, 2011

All Shooters

Total Match Penalties:

Target Points Down (PD) - 14,802
Hits on Non-Threats (NT) - 102
Procedural Errors (PE) - 398
Failures to Neutralize (FN) - 175
Failures to Do Right (FTDR) - 0
Shooter Disqualifications (DQ) - 5

Key to Penalties:

PD = Target Points Down. Each point down adds 1/2 second to your score.
NT = Hit on Non Threat target. Each HNT adds 5 seconds to your score.
PE = Procedural Error. Each adds 3 seconds to your score.
FN = Failure to Neutralize (no hits in the 0 or -1 zone) Each adds 5 seconds to your score.
FTDR = Failure To Do Right - adds 20 seconds to your score.

Key to Abbreviations:

CDP = **Custom Defensive Pistol**, such as 1911. Must be .45 ACP with maximum magazine load of 8 rounds
ESP = **Enhanced Service Pistol**, single action or SA/DA such as H&K P7 or CZ-75 or Springfield XD
SSP = **Stock Service Pistol**, double action or 'Safe Action' such as Glock or SIG
ESR = **Enhanced Service Revolver**, rimmed or rimless ammo, full moon clip, power factor of 165,000
SSR = **Stock Service Revolver**, rimmed case ammo, no full moon clips
DQ = **Disqualified**